

Rising 4th Grade Summer Reading Assignment

Title: *Abel's Island*

Author: William Steig

Directions:

1. Read the book.
2. Answer the multiple choice questions as you read.
3. After reading, complete the "Summary Snapshots" page.
 - Choose the 6 most important events in the book, making sure you include the beginning, middle, and end.
 - Think of a 1-4 word caption for each event. Write this caption next to the hashtag for each snapshot.
 - Events should appear on this page in the order they occur in the book.
 - Finally, illustrate each caption in the snapshot box provided. Be creative and use color!
 - Make sure that your work is neat, presented as a final product.

Due Date: August 25, 2025 First Day of School!

THE MULTIPLE CHOICE PACKET & THE "SUMMARY SNAPSHOTS"
PAGES ARE GRADED ASSIGNMENTS.

Name: _____

ABEL'S ISLAND

Chapters 1-3



1. Why does Abel and his lovely wife, Amanda, go in the woods?

- a. for a picnic
- b. to play frisbee
- c. to meet friends
- d. to swim

2. When going for a walk, Abel finds something he wants to give to Amanda. What is it?

- a. a treasure box
- b. a kitten
- c. a daisy
- d. a cookie

3. What ruins their day in the woods?

- a. uninvited friends
- b. a wolf
- c. Abel got sick
- d. a storm

4. Where do Abel and Amanda go to stay safe?

- a. a cave
- b. the police station
- c. a boat
- d. a house

5. True or False: Abel and Amanda were alone in the safe place from question #4.

- a. true
- b. false

6. What is Abel's full first name?

- a. Ability
- b. Arnold
- c. Abelard
- d. Abigail

7. What causes Abel to leave Amanda and the safe place?

8. Luckily, Abel holds on to _____ to save himself from drowning.

- a. a dog
- b. his friend, Gary
- c. a nail in a board
- d. Abigail

9. Where does Abel land after the hurricane?

- a. in a tree on an island
- b. in a cave
- c. back at home
- d. in an ocean


10. After the hurricane, Abel is hungry. What did he nibble on?

- a. a sandwich
- b. a mushroom omelet
- c. buttered garlic toast
- d. a twig

Name: _____

ABEL'S ISLAND

Chapters 4-5



1. How many times does Abel try to cross the river in chapter 4?

- a. once
- b. twice
- c. three times
- d. four times

2. Why did Abel struggle to cross the river?

- a. he couldn't swim
- b. the rush of the water was too strong
- c. he had no trouble, he crossed the river easily
- d. a turtle continued to destroy the boats he made

3. Why must Abel cross the river?

- a. he is stranded on an island, and he wants to go home
- b. he is hungry and he sees food on the other side of the river
- c. there is a wolf after him, and he must get across the river for safety
- d. Abel is bored, and he thinks the other side of the river will be more interesting

4. Where does Abel feel most at home on the island?

- a. the boat
- b. the cave
- c. the river
- d. the birch tree

5. What did Abel have for dinner on the island in chapter 5?

- a. steak and peas
- b. wild carrots
- c. crackers
- d. fish

6. Abel talked to something about his predicament that made him feel better at the end of chapter 5. It told Abel, "You will do what you will do."

What was Abel speaking to?


- a. a skunk
- b. a birch tree
- c. a star
- d. an ant

7. What happened to Abel as he dreamed about Amanda that night?

Name: _____

ABEL'S ISLAND

Chapters 6-8



1. Why did Abel decide to sleep in a log instead of his birch tree?
 - a. he felt it would be safer since he fell out of the tree
 - b. his birch tree fell down in the storm
 - c. he had hiked all day and was now very far from his birch tree
 - d. he wanted to sleep near the raccoon who could help him stay warm

2. What did Abel use as a slingshot?
 - a. a rubber band
 - b. a hair tie
 - c. his suspenders
 - d. a piece of a flower

3. Abel tried to make a rope bridge, and he tried to make a bridge out of _____.
 - a. leaves
 - b. steppingstones
 - c. logs
 - d. fur

4. What did Abel refuse to leave in the log?
 - a. his suspenders
 - b. his pocketknife
 - c. his watch
 - d. Amanda's scarf

5. The fire Abel makes helps him greatly. Which does the fire NOT do for Abel?
 - a. it allows him to make smoke signals
 - b. it allows him to read his seeds
 - c. it allows him to cook vegetables
 - d. it allows him to bake clay to make small bowls
 - e. it allows him to make a stronger rope

6. What does Abel send down the river?
 - a. notes
 - b. vegetables
 - c. tinder from the fire
 - d. Amanda's scarf

Name: _____

ABEL'S ISLAND

Chapters 9-11

1. Abel made life-size figures to keep him company. Who did he create?

- a. Amanda, his dog, and his aunt
- b. Amanda, his mom, and his grandmother
- c. Amanda, his mom, his dad, and his brothers and sisters
- d. Amanda, himself, and his parents

2. Why did Abel make floor mats and curtains for his log?

- a. he wanted to stay warm since winter was coming
- b. he wanted his log to look more homey
- c. he wanted it to look nice for when he is rescued
- d. he was bored

3. What two human items did Abel find on the island?

- a. a plate and a napkin
- b. a pair of trousers and a shirt
- c. a book and a watch on a chain
- d. a hat and a book



4. Able is reading a book. What is the book about?

- a. cows
- b. bears
- c. frogs
- d. owls

5. An owl picked up Abel and flew away with him. How did Abel get away?

- a. he cried for help
- b. he used his penknife on the owl's toes
- c. he hit the owl in the head with the watch
- d. he chained the owl to the tree

6. Abel found something of the owl's. What did he find?

- a. a feather
- b. a nest
- c. a baby owl
- d. a book

Name: _____

ABEL'S ISLAND


Chapters 12-14



1. What does Abel do to the owl in chapter 12?
 - a. he hits him with a stone
 - b. he shoots him with a bow and arrow
 - c. he stabbed it with his knife
 - d. he did nothing to the owl because it got away
2. What season finally arrived in chapter 14?
 - a. spring
 - b. fall
 - c. winter
 - d. summer
3. Describe the frog that came out of the stream.
 - a. young and silly
 - b. elderly and overweight
 - c. elderly and very mean
 - d. young and kind
4. What is the frog's name?
 - a. Lance Landings
 - b. Bob Billingsworth
 - c. Frank Flanders
 - d. Gower Glackens
5. True or False – Able tells the frog all about how he ended up on the island.
 - a. true
 - b. false
6. True or False – The frog has a small family.
 - a. true
 - b. false
7. True or False – The frog visits this island often, and is surprised to see Abel there alone.
 - a. true
 - b. false
8. True or False – The frog fell asleep and woke up confused.
 - a. true
 - b. false

Chapters 15-17

- he picked up the statue of Amanda to take with him
- he took a bath and put his tattered clothing on
- he told Amanda's statue that he was coming home and looked back at his log
- he said goodbye to the owl





Name: _____

ABEL'S ISLAND

Chapters 18-20

1. Abel made the long swimming journey across the river. How did he rest along the way?
 - a. frogs helped him catch his breath as he was swimming across
 - b. he held onto little pieces of grass along the way
 - c. he rested on his board and nail as it went down the river
 - d. he paused for a rest on rocks that were jutting out of the water
2. True or False – Once Abel made it across the river, he began to worry about Amanda. He wondered if she was still alive or if she married another mouse while he was away.
 - a. true
 - b. false
3. What chased after Abel once he made it to the other side of the river?
 - a. a dog
 - b. a cat
 - c. a frog
 - d. an owl
4. How did Abel get away from the predator in the end?
 - a. he ran up a tree
 - b. he hid in a log
 - c. he played dead
 - d. he hit the predator with a small rock
5. Where does Abel first see Amanda?
 - a. at home
 - b. at a park
 - c. in a log
 - d. at his mother's house
6. Where does Amanda first see Abel?
 - a. at home
 - b. at a park
 - c. in a log
 - d. at his mother's house
7. What did Abel bring back for Amanda?
 - a. a frog friend
 - b. a sculpture
 - c. her scarf
 - d. a new watch





Name: _____ Date: _____

Summary SNAPSHOTS

Directions: Summarize the main points of the text using detailed illustrations. Use hashtags as the captions.

TEXT: _____

