



Eagles' Nest Grand Opening Soars

By Peter Kelly '21

On March 23, the IHM community was blessed with the opening of our brand new playground! All students and many guests were in attendance. First, Sister Susan Louise spoke and showed her gratitude towards the many donors, without whom the playground would not have been possible. Then, our 4th-grade teacher, Mrs. Noppinger, read a funny poem adapted from Shel Silverstein about how the IHM playground would make her want to go to school. Two student representatives, Milan Brown and yours truly, read adapted poems about how the playground will be a great place to play and make friends. Father Jeff had the opportunity to bless the playground, and he said a couple of blessings that will give the playground a special presence and ensure that God will watch over us at all times on the new playground.



Ms. Kathleen cuts the ribbon



Sr. Miriam Elizabeth enjoying the swings!

Mrs. Kozlowski made a big announcement about the new name. The playground will be forever known as The Eagles' Nest Playground! At long last, the moment we had all been waiting for, the ribbon cutting, was about to happen! Our reigning Teacher of the Year and our kindergarten teacher, Mrs. Kathleen Strauch, did the honors, and opened the Eagles' Nest for everyone to enjoy! Some representatives from the Archdiocese spoke, including the superintendent, Dr. Donna Hargens. All students got a sweet treat from the administration, and every grade got the opportunity to play on the playground throughout the day. What a great blessing for our IHM community!

More pictures on page 3!



Ask An 8th Grader

With Peter Kelly '21



As we are nearing the end of the year, many people want to look ahead to summer. But, the coursework is only getting harder. Students should finish this year strong and laser-focus on their assignments. A key part of doing your best work is how to manage your time properly. I posed this thought to many eighth graders, and they all had some opinions. Nearly all of them said that the main key to success is to not procrastinate and to do your assignments on time. Kiera Pansini expanded on this topic, stating that students should “do all of their homework when they get home so they can relax (and) start big projects when they are assigned so you don’t have to do it all in one night.” Maisie Deighton agreed, adding that you should be finished with your assignment with enough time to look it over. Also taking studying into account, she feels that you should “try to start studying 3 nights in advance.” She also said that she started studying a lot more in middle school because the coursework was getting tougher. This skill can help many people as they progress throughout middle school and into high school and college. Matthew Michael echoed these sentiments, commenting that it’s crucial to get your work done and study in advance. Overall, every student should keep focusing on their studies throughout the final trimester and take heed of this advice.

Got a question?

peter.kelly@ihmschoolmd.org

Movie Review

By Emily Kellerman '23



Pixar’s *Soul* came out on Disney+ on Christmas day 2020. If you have never seen *Soul* It is an awesome movie and you should definitely watch it. *Soul* is about a jazz pianist and middle school band teacher named Joe. He falls into a pothole and is on the verge of death. His soul is supposed to be put in the “Great Beyond.” I think of the Great Beyond as Heaven. On his way to the Great Beyond, he gets mixed up with some souls who are going to be mentors in the “Great Before” (souls who are waiting to be sent to Earth). This is where new souls get their personalities. Here he meets 22, a soul who does not want to go to Earth. Joe agrees to help 22 stay in the Great Before and 22 agrees to help Joe get back to his body on Earth. *Soul* is a great movie that really points out how lucky we are to be alive on the Earth. I give *Soul* a rating of 5 out of 5 stars, because of its compelling story and great message.



Oliver Asks

By Oliver Bressner '21

What is your favorite springtime memory?

As the spring season is here, people are looking forward to the great weather, blossoming flowers, and fun outdoor activities that spring has to offer. While we greatly anticipate the coming of spring, many people also dwell upon the great memories that blossomed (pun not intended) during the spring. Here are the favorite spring memories according to some 8th graders:

- Diego said, "My favorite is the time I went to Hawaii with my family."
- Matthew said, "I remember going to Los Angeles once during spring break. My family and I went to Malibu, we went to see the Hollywood Sign, and we ate some nice food!"
- Declan said, "I went to Ocean City with some friends."
- Bella said, "I went to Florida with my family. We traveled through multiple places there, including Orlando."
- Kenisha said, "My birthday is in the spring so I enjoy celebrating my birthday around the same time as spring break."
- Glory said, "I once went to Busch Gardens and had fun on roller coasters. I did trip and fall at one point, but no big deal."
- Maisie said, "I enjoy seeing sunflowers, which grow during the spring, and sunflower fields are cool."
- Kiera said, "I once sprained my ankle, and then went to Mount Vernon very soon after. I was going through a 'Hamilton' phase, so I still wanted to go."



Mrs. Kozlowski announcing the name Eagles' Nest for our new playground!



with Charlotte Gloss '21



Father Jeff blessing the playground



Peter Kelly '21



Milan Brown '21
reciting poems by Shel Silverstein



Mrs. Noppinger



By Grace McMullen '21
& Amanda Cramer '21

You will need:

- Construction Paper
- Pom Poms
- Pipe Cleaners
- Googly Eyes
- Small Paper Plates
- Glue

Instructions:

For the nose: Take 3 pipe cleaners and twist them together in the center. The part you twist is the hidden part that will go under the nose and will be hidden. This will leave you with the whiskers sticking out on both sides. Then glue to the paper plate. Leave time to let dry as this step will require it to be glued well or the pipe cleaners will fall off. You can also glue with hot glue (which will stay better) but make sure someone old enough handles this, so you don't burn yourself! Once the glue is dry from the pipe cleaners, you can now glue it on your nose (pom pom).

For the ears: All you need to do is cut out some ears from white construction paper and then cut out a smaller inside ear with a different color. We chose pink and yellow.

For the eyes: We used googly eyes and just glued them on, but you could also use construction paper and make the eyes yourself!

For the mouth: We simply just drew on the mouth with a black marker.

And that's it! You just made a Paper plate bunny.

With Easter just around the corner, we celebrate the resurrection of Jesus Christ. Along with this celebration, it reminds us all that God has done for us, and how he created the animals, the grass, and us. We here at the Eagle Eye love Easter and bunnies! We decided that we should share with you all our favorite bunny craft of them all! The best part is that this cute Easter bunny only requires only a few supplies! This would act as a great gift for family and friends this holiday.



Fish Tank Tips

By Amanda Cramer '21

During quarantine, everyone had to stay inside; so people got to try new things that they wouldn't normally do. Some people tried baking or playing a musical instrument. Others might have had the time to adopt and take care of a new pet, such as a cat, a dog, or maybe even fish. Having an aquarium and taking care of fish might seem like a lot of work, but it is definitely worth it. Aquariums

are relaxing and calming! Here are some tips to start an aquarium and enjoy it yourself.

Choosing a tank size. Choosing a tank size is dependent on what type of fish you want. If you want, for example, goldfish, you really should have at least a 29-gallon tank for one goldfish. If you are choosing a betta fish, you should have a tank that is no less than 5 gallons for one betta.


continued on page 6

Book Reviews


By Alyssa Cramer '23

Are you finished with a book and you want something new to read? Well you came to the right place! Here you will learn about all sorts of books for different ages and genres.


I Am Tama, Lucky Cat: A Japanese Legend is written by Wendy Henrichs and illustrated by Yoshiko Jaeggi. The book is about a cat who changes a poor man's life. It's a sad, happy, and heartwarming story that I know anyone would love. It also helps people learn about different cultures and what they believe in. I would rate this book 4.8 out of 5 and recommend this book to kids ages 5 to 9.



Operation Frog Effect is written by Sarah Scheerger. This book is about a few fifth graders who change the world step by step. It is interesting because it shows the different perspectives of each fifth grader. It will make you laugh, smile, and strive to be a better person. I would rate this a 4.6 out of 5 and would recommend this book to kids ages 8 to 12.



Grimoire Noir is written and illustrated by Vera Greentea and Yana Bogatch. This book is a graphic novel, so it not only tells a story, but gives the reader pictures to look at and helps them to understand the story better. The book is about a boy who is trying to solve a mystery of who kidnapped his sister before his crying mother floods the whole town. This book is scary, sad, and it holds a mystery that explains it all. I would rate this a 5 out of 5 and I would recommend this book to kids ages 12 to 16.





Fish Tank Tips (*continued from page 3*)

Many people put fish in super small tanks, such as 0.5 to 1-gallon tanks, and they don't live for very long. Goldfish have a life span of 10-15 years and bettas can live from 3-5 years. The general rule is 1 gallon per 1 inch of fish. I recommend starting with a 5 or 10-gallon tank. You can always get bigger tanks after you have some experience.

Choosing what fish you want. From arowanas to zebra danios, there are many different species and color variations to choose from. Just do your research on any fish you want to keep to make sure you are doing the right thing.

Bacteria is good! Bacteria is something that people might think is bad, but in aquariums, it is necessary to keep your fish happy and healthy. Bacteria helps with a lot of things in your aquarium. Leftover food, fish waste, and decaying plant matter can cause ammonia spikes in your aquarium. Ammonia in large amounts is deadly to fish. The good bacteria in your aquarium will take this ammonia and convert it into nitrite. Nitrite is less harmful than ammonia, but the bacteria can take that nitrite and turn it into nitrate, which is way less harmful to fish. You can control the nitrate by doing water changes which we will get into later.

Learn the Nitrogen Cycle. Understanding the Nitrogen Cycle and how it relates to the aquarium hobby is very helpful when starting a new aquarium. Bacteria is an essential part of the Nitrogen Cycle. Bacteria takes toxic ammonia, converts it into nitrite, and converts that into nitrates. This is a very simple way of explaining it but it gives a basic understanding of the nitrogen cycle. Again, do your research to learn more about the nitrogen cycle.

Clean your aquarium, but not with soap. Cleaning and maintaining your aquarium is very important, but don't use soap or any other cleaning chemicals because they will kill the beneficial bacteria that you need in your tank, and maybe even your fish. Doing water changes helps with controlling the nitrates in your aquarium. The process is quite simple. All you need is a siphon hose and a bucket. As you siphon the dirty water out, try to clean the gravel by sucking up the particles in it. Then fill it back up with conditioned, dechlorinated water. Chlorine in tap water will also kill bacteria so make sure to dechlorinate the water with a water conditioner. You can clean algae off the glass with an algae scraper.

Do your research! Always do your own research before you get any new pet. This article did cover a lot of information, but there are many other things to learn about aquariums. For example, what filter should you get, should you get live or artificial plants, what kind of light should you get, and many more.

If you have any questions about fish tanks, you can email me at amanda.cramer@ihmschoolmd.org or check out KGTropicals and Aquarium Co-Op on youtube! They have a lot of useful information on caring for fish and maintaining your aquarium.



School of Neon Tetras

Saints of the Month

By Marylynn Kelly '23

In February, we shined our light on Mother Mary Lange. She was born Elizabeth Lange in Cuba in about 1784, and was well educated. By 1812, she immigrated to the United States and settled right here in Baltimore. She opened a school in her home, open to anyone that wanted to come. She also founded a religious order to educate African-American girls called The Oblate Sisters of Providence. It was then that she took the name, Mary. Her school became the oldest continuously operating school for African-American Catholic children in the United States. She died in 1882. The Oblate Sisters still continue their work today.



Mother Mary Lange



Sr. Thea Bowman

In the month of March, we shined our light on Sister Thea Bowman. Sister Thea Bowman was born in 1937 and grew up in Canton, Mississippi. When she was a kid, she became a Catholic because she was inspired by her teachers. She chose to become a sister when she was 15. Sister Thea Bowman was also a teacher. She taught about the importance of love. Sister Thea Bowman died in 1990 and is now up for canonization.

HELP WANTED!



Got an interest in journalism, photography, or reporting? Then this is the perfect activity for you!

The Eagle Eye is looking for prospective new members from rising 6th - 8th grades in middle school to take part in a fun extracurricular activity!

JOIN THE EAGLE EYE NEWSPAPER TEAM!

It's a chance to gain new experiences on the job and build lifelong friendships.

Contact the Moderator Ms. Datz - mdatz@ihmschoolmd.org



"Grubhubbing" by Molly Gilley '22



GAME TIME

By Milan Brown '21

If you are looking for a fun and competitive game to pass the time with, I think you have found the right place! This month Game Time presents Paper.io2. The game Paper.io2 is a game where you compete against other people around the world and try to become king of the map. To become king of the map, players must capture open territories and enemy territories. The more space you take the better rank you will have... until you have the biggest "base" and become king. As king you have to worry about other players taking ur base, because to stay king you need to have the biggest base. To kill other players, you simply just have to hit them while they are trying to occupy more land. Once you hit them, they and their land will disappear. Your "player" is a little cube with a paper tail

following it, to occupy more land your player has to make a circle around land and connect it back to their base. Doing this while trying not to get killed is a challenge and a really fun one at that. You can also unlock skins of different prints and colors from completing ingame challenges. I rate this game a 8/10 its best to play when you have free and alone time. So next time you feel like trying something new check out paper.io2!



The Eagle Eye News Team

Oliver Bressner '21, Milan Brown '21, Amanda Cramer '21, Alyssa Cramer '23, Molly Gilley '22,
Charlotte Gloss '21, Emily Kellerman '23, Peter Kelly '21, Marylynn Kelly '23

Editor: Grace McMullen '21 Faculty Moderator: Ms. Datz

What do you want to read? Let us know — mdatz@ihmschoolmd.org